

YEAR 7 Lesson on the Formal Elements : Space

Homework:

Create a complex 'negative space' drawing at home. (Repeat the exercise that we did in the class.)

Starter:

Show Powerpoint slides on Rachel Whiteread

*Question: how do you think Rachel Whiteread made the sculptures in the handout/on the Powerpoint?
(introduce the idea of 'negative space')*

Show video on Rachel Whiteread's 'Ghost'

Question: if you did the same with a drawing as Rachel Whiteread did with her house what would the drawing look like?

Examine negative space drawings on the worksheet.

Modelling:

The teacher will draw on the board in front of the class an example of drawing using negative space, for example a drawing of a stool.

Group work:

Groups work in pairs to arrange objects, for example stools or whatever is available to the teacher, on the desk to make interesting overlapping compositions.

Individual work:

Students to make a negative space drawing of the objects they have arranged using charcoal or pencil on paper.

Plenary:


Discuss as a group/perhaps make a brainstorm on: What is negative space and is it important?

Rachel Whiteread is a living British artist who is interested in the **spaces** between, underneath, around, or inside ordinary everyday objects. She will often make these empty spaces solid using concrete or other materials.


Rachel Whiteread 'Ghost' 1990



Rachel Whiteread 'Untitled (Grey Bath)' 1996




1. How did the artists Rachel Whiteread use 'negative space' to make her artworks?
2. Create your own 'negative space' drawing like those in the examples below.
3. Describe how you made your drawing and say what went well and you could improve.



Level 3

You have looked at Rachel Whiteread's work and understood the idea of 'negative space.' You have created a simple drawing and been able to describe what you have done.



Level 4

You have looked at Rachel Whiteread's work and understood her ideas well. You have created a complex drawing and been able to describe in detail what you have done.



Level 5

You have looked at Rachel Whiteread's work and developed her ideas further. You have created complex overlapping forms and been able to compare and evaluate what you have done.