



JOHN EDMONDSON HIGH SCHOOL

Assessment Notification

Faculty: Creative and Performing Arts

Course: PDM

Year: 10

Assessment Task: #3 Research Task (H/C Studies)

Assessment Weighting: 20% Due: Term 3 Week 10 Date: 25/09/2024

Task Type: Hand in Task In Class Task Practical Task

Outcomes assessed (NESA)

5.7, 5.8, 5.9 & 5.10

Task Description/Overview

Research Task- Part A, B, AND C Animator (Artist and Artwork)

Detailed Assessment Task Description

An animator is an artist who creates multiple images, known as frames, which give an illusion of movement called animation when displayed in rapid sequence. Animators can work in a variety of fields including film, television, and video games.

CHOOSE ONE ANIMATOR (Artist) and one example of their work (Film animation).
Complete the template.

Part A- Mandatory all students to complete (Max 24 marks)

Research: Animator (Artist)

Part B- optional (Max 32 marks)

Research: Photographer (Artist): Slinkachu

<https://theartteacher.net/2021/04/12/slinkachu-artist-information/>

Part C-optional (Max 40 marks)

Research: Photograph (Artwork): Slinkachu

A hard copy of the template has been issued to students / an electronic copy (word doc) is available on CANVAS and JEHS website (the task can be handwritten or typed).

All students must submit a hard copy.

Students that complete all three parts could be allocated a mark in the outstanding range where all criteria is achieved successfully.

Class time will be allocated for the components of this task; however, students are also expected to complete the task outside of timetabled PDM lessons.

A bibliography must be included for each part.

Remember to make a note of websites, books, or any other sources you used.

Suggested Animators you may select for Part A.

Nick Park

Tim Burton

Henry Selick

Art Clokey

Wes Anderson


Willis O'Brien

Assessment Criteria PART A (Mandatory all students)		
Grade	Description	Mark Range
Sound (S)	Completes all components of Part A. Accurate research. All questions answered correctly.	17-24
Basic (B)	Completes some components of Part A. Insufficient research. Some questions answered correctly	9-16
Limited (L)	Limited effort to complete the task.	0-8
Assessment Criteria PART A and B (optional)		
Grade	Description	Mark Range
High (H)	Completes all components of Part A and B. Accurate research. Criteria answered correctly. Competent understanding of spelling, punctuation and grammar.	25-32
Sound (S)	Completes most components of Part A and B. Sound research. Most criteria answered correctly. Good understanding of spelling, punctuation and grammar.	17-24
Basic (B)	Attempts components of Part A and B. Some evidence of research. Basic understanding of spelling, punctuation and grammar	9-16
Limited (L)	Attempts some components of Part A and B. Basic research. Simple understanding of spelling, punctuation and grammar.	0-8
Assessment Criteria PART A, B (optional) and C (optional)		
Grade	Description	Mark Range
Outstanding (O)	Completes all components of Part A, B and C. Highly detailed and accurate research. All criteria answered accurately. Proficient understanding of spelling, punctuation and grammar.	33-40
High (H)	Completes all components of Part A, B and C. Detailed and accurate research. Criteria answered accurately. Competent understanding of spelling, punctuation and grammar.	25-32
Sound (S)	Completes most components of Part A, B and C. Sound research. Most criteria answered correctly. Good understanding of spelling, punctuation and grammar.	17-24
Basic (B)	Attempts components of Part A, B and C. Some evidence of research. Basic understanding of spelling, punctuation and grammar	9-16
Limited (L)	Attempts components of Part A, B and C. Basic research. Simple understanding of spelling, punctuation and grammar.	0-8


Satisfactory completion of courses

A course has been satisfactorily completed, when the student has:

- Followed the course developed/endorsed by the NSW Educational Standards Authority (NESA)
- Applied himself/herself with diligence and sustained effort to the set tasks and experiences provided in the course.
- Achieved some or all of the course outcomes

Year 10 Photographic and Digital Media Research Task Part A (Mandatory) (24 Marks)	
Name	Class
Conceptual Framework – Artist (Animator) 	
Name of the artist	/1
Date of birth	/1
Nationality	/1
Biography (List 5 important/interesting details about the animator's life.)	
1.	/1
2.	/1
3.	/1
4.	/1
5.	/1

(Insert/paste an image of the artist)



/1

Conceptual Framework – Artwork (animation)



Title of the artwork (Film animation)

/1


Medium Is it CGI animation (computer generation image), Stop motion or CEL (short for celluloid - is a transparent sheet on which objects are drawn or painted for traditional, hand-drawn animation)

/1

Describe In your own words describe what the animation is about.

/3

(Insert/paste a still image of the animation)




/1

Select an example of each of the following techniques in your chosen film animation.

Different Types of Camera shots

(Close Up, Extreme Close Up, Medium, Long or Full, Extreme Long, Two, Over the Shoulder and Point of View) or Overhead.

Image of Camera shot



/1

Selected Camera shot _____

/1

Types of Camera Angles

(Eye Level Angle, Low Angle and High Angle)

Image of Camera angle



/1


Selected Camera angle _____

/1

Types of Framing

(Centre, To One Side, Open Frame and Closed Frame)

Image of type of Framing



/1

Selected type of Framing _____

/1

Types of Lighting

(High-key, Low-key and Back)

Image of type of Lighting




/1

Selected type of Lighting _____

/1

Costuming

Image of costuming



/1

Part B (optional) (32Marks)

Name

Class

Conceptual Framework – Photographer



Name of the
photographer

Slinkachu

Biography (List 10 important/interesting details about the photographer's life.)

1. /1

2. /1

3. /1

4. /1

5. /1

6. /1

7. /1/2

8. /1/2


9. /1/2

10. /1/2



Select **TWO** different photographs by the artist Slinkachu and describe them.

(Insert/paste a still image of the photograph)




/1

1. _____

_____ /1

(Insert/paste a still image of the photograph)



/1

2. _____

_____ /1

