



JOHN EDMONDSON HIGH SCHOOL

Assessment Notification

Faculty: Home Economics Course: Child Studies Year: 9

Assessment Task: Conception to Birth

Assessment Weighting: 100% Due: Term 2 / Week 2 Date: 03/05/2023

Task Type: Hand in Task In Class Task Practical Task

Outcomes assessed (NESA)

CS-5.1 identifies the characteristics of a child at each stage of growth and development
CS-5.9 analyses the interrelated factors that contribute to creating a supportive environment for optimal child development and wellbeing
CS-5.11 analyses and compares information from a variety of sources to develop an understanding of child growth and development
CS-5.12 applies appropriate evaluation techniques when creating, discussing and assessing information related to child growth and development

Task Description/Overview

- Using the stimulus pictures provided, you are required to document **4 journal entries** (1 for each trimester of pregnancy and 1 entry about the birth) from the **perspective of a mother** carrying a child.

Detailed Assessment Task Description

Journal Entries:

3 entries (1 for each trimester of pregnancy). Each entry must document the following:

- Child growth within the mother/what's happening to baby – use stimulus pictures in your explanation
- Emotions or feelings of the mother and father
- Symptoms of pregnancy/cravings etc
- What the parents have been preparing for at home e.g., setting up the nursery, choosing a name, baby shower etc.
- Services accessed e.g., doctor appointments, midwife, booking a hospital, prenatal classes

1 entry – explaining the birth of the baby. In this explanation you must include information on the following:

- Describe the three stages of labour for both the mother and baby
- The location of the birth and justify why it was chosen e.g., labour ward, birthing centre, home birth etc.
- Pain management and justify why it was chosen. e.g. drugs, gas etc.
- The impact the pain management choice had on the birthing experience.
- The type of delivery and why it was/had to be chosen e.g., vaginal birth, caesarean section etc.

Bibliography

Note: You must include a bibliography with your assessment task.

Your bibliography is a record of all the sources you used to get information for your entire assessment task. This includes books, website addresses, newspaper articles, information brochures etc.

HELPFUL HINTS:

What needs to be included:

- Each diary entry should be a **minimum of 200 words**.
- Each diary entry should include the **stimulus picture** for those months, **as well as** other pictures, mind maps, magazine cut outs (e.g., nursery picture etc.), photo's (e.g. ultrasound photo's) quotes or anything else creative you wish to include.
- A bibliography that is referenced correctly using Harvard or MLA.

How can you present your journal?

- As a scrapbook – handwritten, typed or a bit of both
- An online blog – using the site <http://www.weebly.com>

Some design examples:

Google- pregnancy journal, pregnancy scrapbooks, pregnancy blogs to get lots of different ideas:



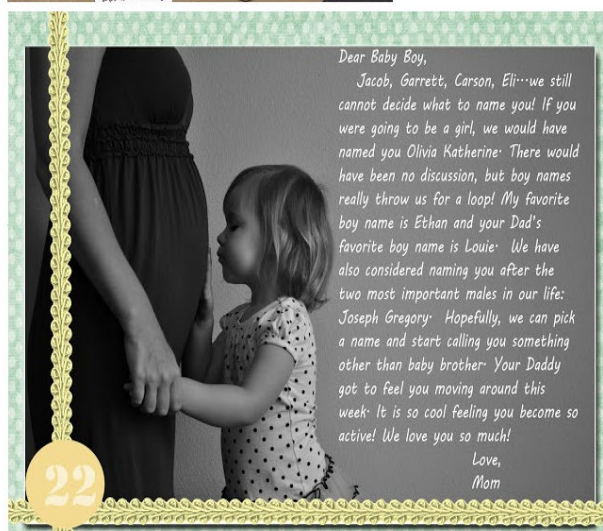
WEEK 9: MY PREGNANCY JOURNEY.

March 16, 2011

Now that my exciting news is finally out, I'm planning on writing about lots of different pregnancy topics. In addition to that, I thought it would be fun to do a weekly update with current likes, dislikes, cravings, pictures, etc. I know it will be fun for me to look back on down the road, and hopefully you guys will find it interesting as well. So much of what I find online is the same generic info, and I thought I could try to provide something a little different – a "real" look at pregnancy week by week. Here we go!

How Big is the Baby?

I am a total sucker for the "your baby is as big as a ____" emails that I get every week. What can I say? I like progress, and I love food analogies. I am very proud to report that last week's raspberry has now graduated to be the size of a GRAPE! I am so proud.

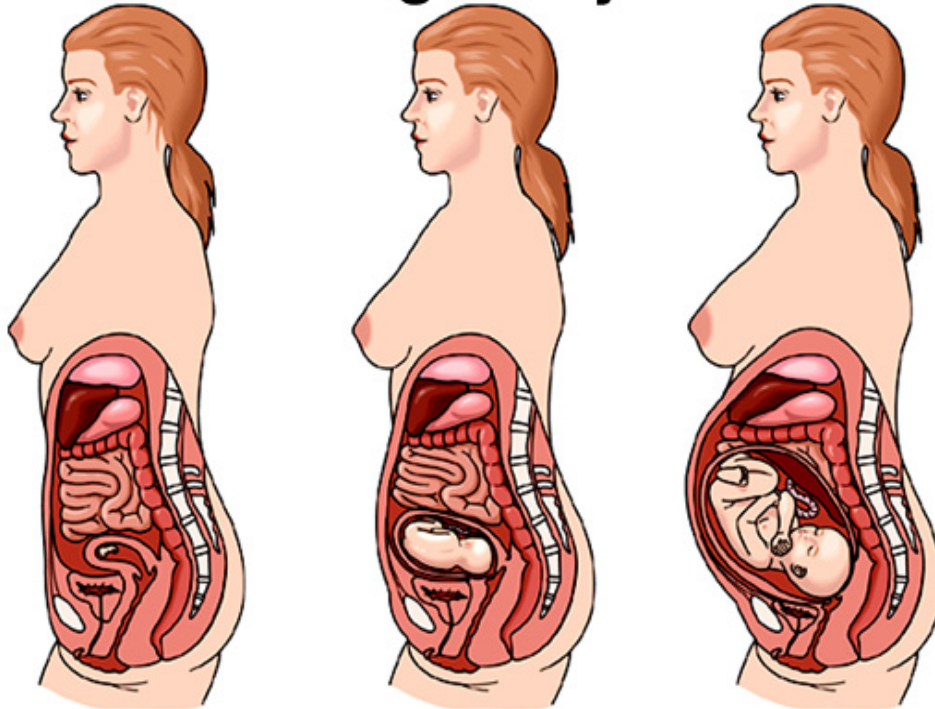


Stimulus pictures:

Use the following pictures in your journal entries or visit the following site to use the colour version:

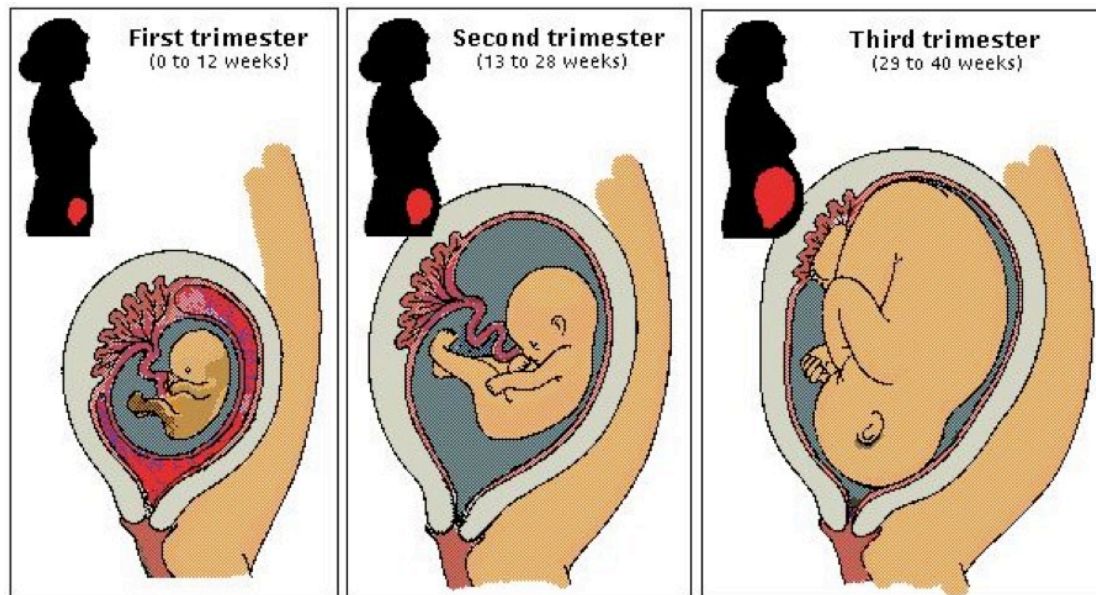
Byer/Shainberg/Galliano *Dimensions Of Human Sexuality*, 5e. Copyright © 1999. The McGraw-Hill Companies, Inc. All Rights Reserved.

Changes in Woman's Body During Pregnancy



(a) First trimester (b) Second trimester (c) Third trimester

<http://ruhow.org/1815-whydoesmystomachgethardsometimesduringpregnancy.html>



<http://www.newhealthadvisor.com/Uterus-During-Pregnancy.html>

Assessment Criteria		
Grade	Description	Mark Range
Outstanding (O)	<ul style="list-style-type: none"> • Thorough description of child growth within the mother– stimulus pictures used (For all the 3 stages and birth) (CS-5.1) • Lists all the emotions or feelings of the mother and father, during all the three stages and birth. (CS-5.1) • Exceptional description of symptoms of pregnancy/cravings etc. during all the three stages and birth. (CS-5.1) • Thorough Lists of what the parents have been preparing for at home, during all the stages and birth. (CS-5.1) • Exceptional description of what services accessed e.g. doctor appointments. (For all the 3 stages and birth) (CS-5.9) • Exceptional description of the three stages of labour for both the mother and baby (CS-5.1) • The location of the birth and thorough description of why it was chosen e.g. labour ward. (CS-5.9) • Thorough Discussion about the pain management and why it was chosen. (CS-5.9) • Thorough description of the type of delivery and why it was/had to be chosen e.g. vaginal birth, caesarean section etc. (CS-5.9) • Variety of sources used, and bibliography is used with correct referencing. (CS-5.11) <p><i>Presentation (Outcome: CS-5.12)</i></p> <ul style="list-style-type: none"> • Each diary entry has a minimum of 200 words. • Each diary entry presented with stimulus picture and other creative items. • Diary is from a mother’s perspective • Scrapbook or blog is exceptionally creatively presented 	28-30
High (H)	<ul style="list-style-type: none"> • Detailed Description of child growth within the mother– stimulus pictures used (For all the 3 stages and birth) • Lists the emotions or feelings of the mother and father, during all the three stages and birth • Detailed description of symptoms of pregnancy/cravings etc. during all the three stages and birth. • Lists of what the parents have been preparing for at home, during all the stages and birth. 	25-27

	<ul style="list-style-type: none"> • Detailed description of what services accessed e.g. doctor appointments. (For all the 3 stages and birth) • Detailed description of the three stages of labour for both the mother and baby. • Detailed description of the location of the birth and why it was chosen e.g. labour ward. • Detailed discussion about the pain management and why it was chosen. • Detailed description of type of delivery and why it was/had to be chosen e.g. vaginal birth, caesarean section etc. • Some sources used and bibliography has most items referenced correctly <p><u>Presentation</u></p> <ul style="list-style-type: none"> • Each diary entry has less than 200 words. • Some stimulus pictures and other creative items being used • Diary is from a mother’s perspective • Scrapbook or blog is presented with creativity 	
Sound (S)	<ul style="list-style-type: none"> • Satisfactory description of child growth within the mother– stimulus pictures used (For all the 3 stages and birth) • Few emotions or feelings of the mother and father, during all the three stages and birth • Satisfactory description of symptoms of pregnancy/cravings etc. during all the three stages and birth. • Some lists of what the parents have been preparing for at home, during all the stages and birth. • Satisfactory Description of what services accessed e.g. doctor appointments. (For all the 3 stages and birth) • Satisfactory Description of the three stages of labour for both the mother and baby. • Description of the location of the birth and satisfactory information why it was chosen e.g. labour ward. • Satisfactory discussion about the pain management and why it was chosen. • Satisfactory description of type of delivery and why it was/had to be chosen e.g. vaginal birth, caesarean section etc. • Some sources used and bibliography not been referenced correctly <p><u>Presentation</u></p> <ul style="list-style-type: none"> • Each diary entry has less than 200 words. • Some stimulus pictures and other creative items being used • few entries done from a mother’s perspective • Scrapbook or blog is presented with creativity 	20-24

<p>Basic (B)</p>	<ul style="list-style-type: none"> • Description of child growth within the mother–basic information provided, 1-2 stimulus pictures used (For all the 3 stages and birth) • Basic information on emotions or feelings of the mother and father described, during 1 or 2 stages and birth • Basic description of symptoms of pregnancy/cravings etc. during 1 or 2 stages and birth. • Some lists of what the parents have been preparing for at home, during 1-2 stages only. • Basic Description of what services accessed e.g. doctor appointments. (For 1-2 stages only) • Basic description of the three stages of labour for both the mother and baby. • Description of the location of the birth and basic information on why it was chosen e.g. labour ward. • Basic information about the pain management very basic discussion about why it was chosen. • Basic description of type of delivery and why it was/had to be chosen e.g. vaginal birth, caesarean section etc. • A few sources used and bibliography not been referenced correctly <p><u>Presentation</u></p> <ul style="list-style-type: none"> • 1 or 2 diary entries has been described in less than 100 words. • Some stimulus pictures but no creative items being used • Only few entries done from a mother’s perspective • Scrapbook or blog is presented without creativity 	<p>16-19</p>
<p>Limited (L)</p>	<ul style="list-style-type: none"> • Description of child growth within the mother–limited information provided, no stimulus pictures used (For all the 3 stages and birth) • Limited or no information on emotions or feelings of the mother and father described, during 1 or 2 stages and birth • Limited or no description of symptoms of pregnancy/cravings etc. during 1 or 2 stages and birth. • Some lists of what the parents have been preparing for at home, during 1-2 stages only. • Limited or no information on what services accessed e.g. doctor appointments. (For 1-2 stages only) • Limited or no description of the three stages of labour for both the mother and baby. 	<p>10-15</p>

	<ul style="list-style-type: none">• Description of the location of the birth and limited or no information on why it was chosen e.g. labour ward. Or not attempted• Limited or no information about the pain management and no discussion about why it was chosen.• Limited description of type of delivery and why it was/had to be chosen e.g. vaginal birth, caesarean section etc.• Limited sources used with limited or no bibliography <p><u>Presentation</u></p> <ul style="list-style-type: none">• 1 or 2 diary entries has been described in less than 50 words.• 1-2 stimulus pictures but no creative items being used• 1 or no entries done from a mother's perspective• Scrapbook or blog is presented without creativity	
--	--	--